How to Upgrade or Downgrade Your Hosting Plan

Invoices and Payment Methods · https://www.hyyat.com/en/knowledgebase/upgrade-downgrade-hosting-plan/

> **In short:** You can upgrade or downgrade your hosting plan in the client area without moving your site: My Services → your hosting → "Upgrade/Downgrade" → choose the new plan. You pay only the price difference for the remaining days, the new plan applies after payment, and your site and email stay as they are.

Short video (23 seconds)

Embedded media: https://www.hyyat.com/wp-content/uploads/2026/10/bill-upgrade-en.mp4?_=1

When do you need to upgrade?

- Your hosting or email space is full.
- Your site slowed down as visitors grew.
- You need more sites or mailboxes than your plan allows.

How to upgrade or downgrade

1. Log in to the client area with your email and password, or with the Google account linked to it.
2. Open Services → My Services and click your hosting plan.
3. Click **Upgrade/Downgrade**.

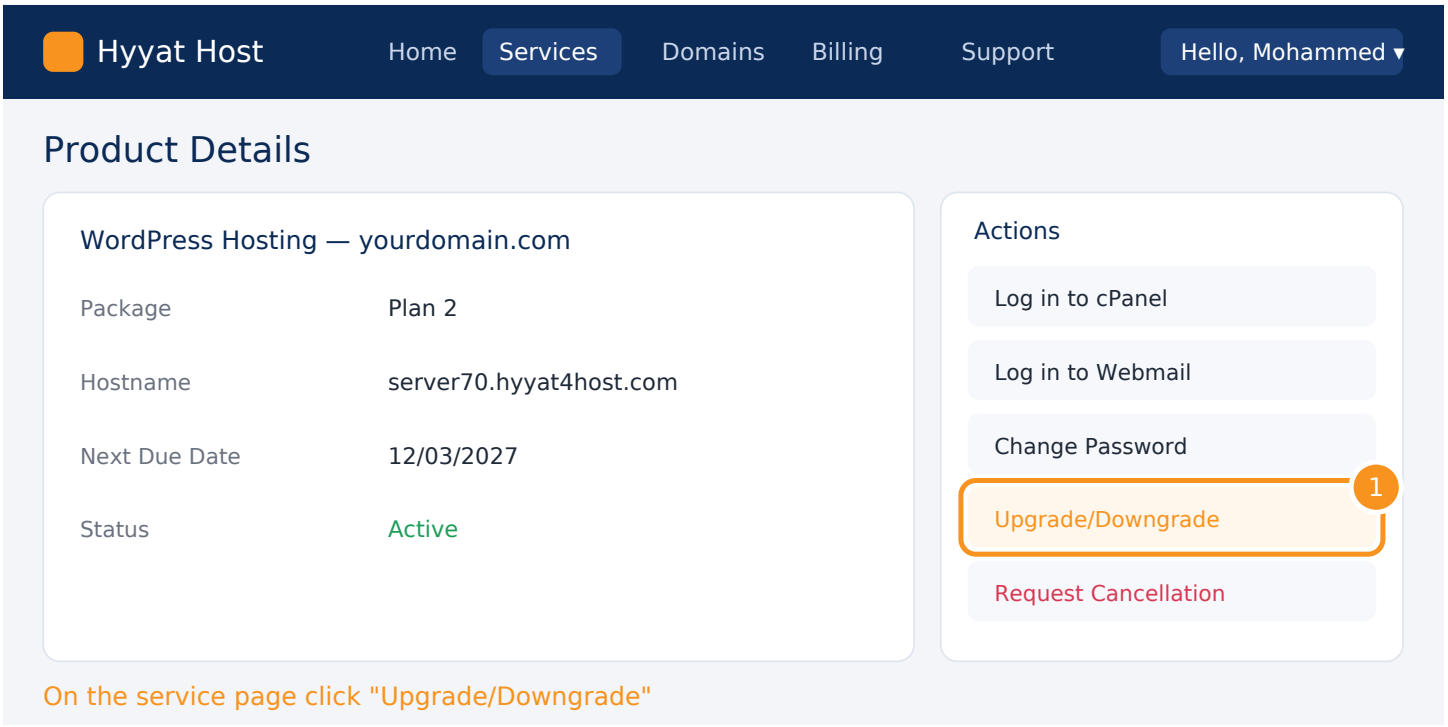

1. Under **Choose New Product/Plan** pick the plan and billing cycle, then click **Select**. Your plan is marked "Your Current Product".

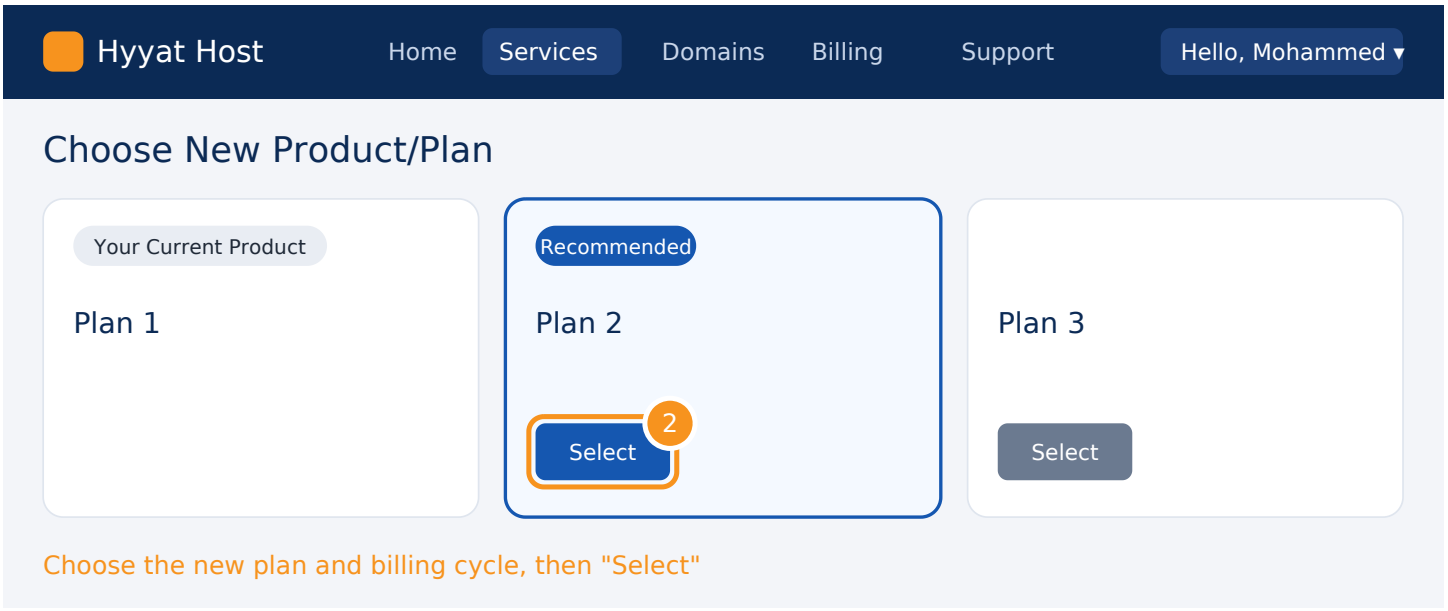

1. Review the summary: the new plan price, the **Upgrade Credit** (the value of unused days on your current plan), and the **Total Due Today**. Then click **Checkout** and pay the invoice.

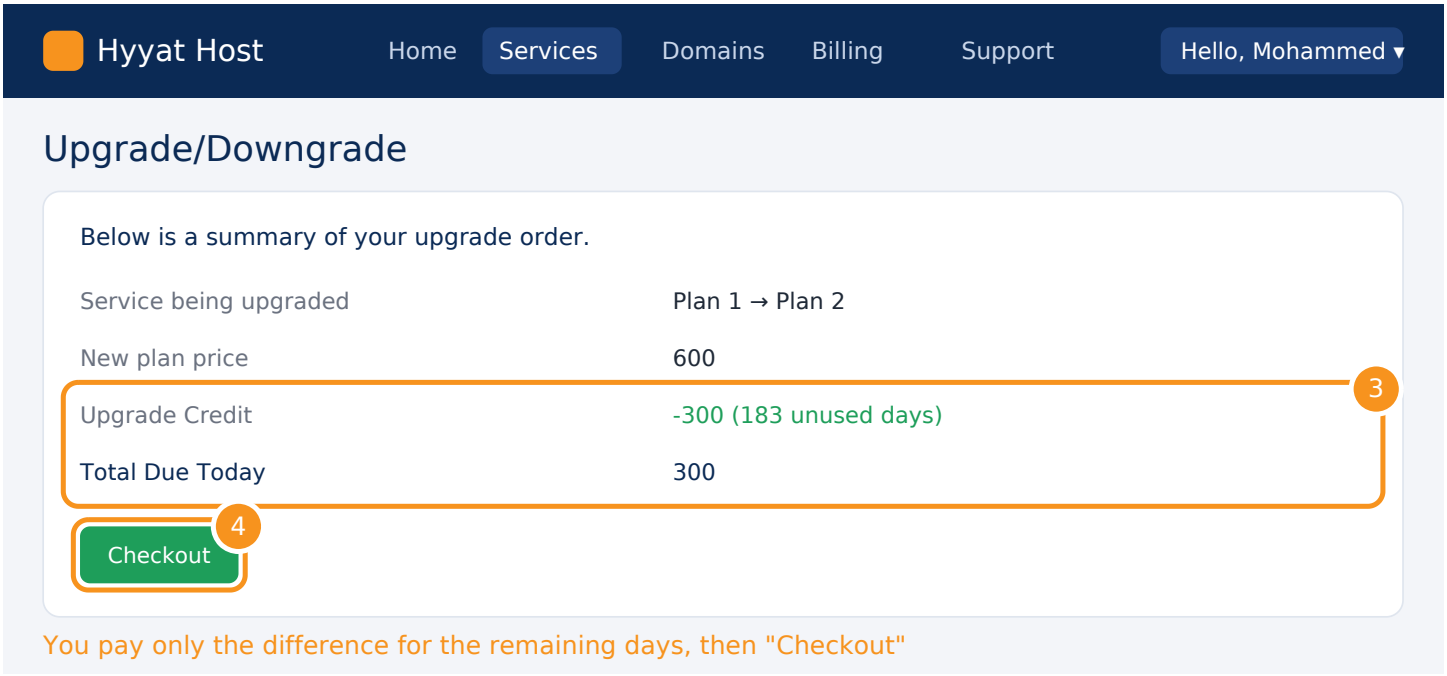

How is the price calculated?

You pay the price difference between the two plans for the remaining time only. Example: with 6 months left on a yearly plan, the value of those months on your current plan is deducted and you pay the rest. Your renewal date stays the same, then renews at the new plan price.

Before upgrading: if a renewal invoice for this service is unpaid, the upgrade will not be available until it is paid. **Before downgrading:** make sure your site and email fit the smaller plan. For advice on the right plan, open a ticket with Sales.

FAQ

Does my site go down during the upgrade?

No. It happens on the same account; your site and email stay as they are.

When does the new plan apply?

After the upgrade invoice is paid, usually within minutes.

I do not see the upgrade button.

Pay any pending renewal invoice for this service first. If it still does not appear, your plan may have no upgrade path; open a ticket.

I only want a longer billing cycle.

Choose the same plan with a longer cycle than your current one.

Related guides

- My products and services
- Invoices in the client area
- Payment methods
- Log in to cPanel

Need this service from Hyyat Host?Our team handles it for you, with support replying to tickets within 24 hours at most.

Web HostingSaudi Hosting