How to Order a Cloud Server from Hyyat Host, Step by Step

How-to Guides · https://www.hyyat.com/en/knowledgebase/order-cloud-server/

If you want full control over a fast server, a cloud server gives you dedicated resources and root access for your store, projects or business apps. This guide walks through ordering one.

Useful background: what are cloud servers? and how to log in to the client area.

Ordering steps

1. Choose a plan on the cloud servers page.
2. The order page opens.

تكوين الخيارات المطلوبه والاستمرار في عملية الدفع.

HX11

CPU :1V
RAM: 2GB
Disk Space: 20GB
Traffic: 20TB

1

اختيار آلية الفواتير الدورية

2 $5.22USD شهري + $5.00USD رسوم إعداد

خيارات المنتج

cPanel & WHM

3 none

Operating System

4 Ubuntu 16.04

Volume (Extra Space)

5 No

Number of Floating IPs (v4)

6

0 1 2 3 4 5 6 7 8 9 10

Location

7 Falkenstein (Germany)

Management Servers Cloud and Dedicated

8

- Basic
- one time transfer and managmend + رسوم إعداد $49.00USD
- Advanced Management L1 $29.90USD
- Advanced Management L2 $49.00USD
- Enterprise L1 $89.00USD



Check and fill in each option:

a. The specifications of the plan you chose.
b. The billing cycle: monthly, quarterly, half-yearly or yearly.
c. The cPanel & WHM control panel, if you want it on the server (extra cost).
d. **Operating System**: the system you want installed.
e. **Volume (Extra Space)**: additional storage.
f. **Number of Floating IPs (v4)**: extra IPv4 addresses.
g. **Location**: where the server runs.
h. The server management plan.
i. Server settings: the hostname, such as `servername.yourdomain.com`.
j. The root password.
k. **SSH Public Key**: add your public key if you want to log in without a password.
l. **Custom Script**: Cloud-Init user data to run when the server is created (up to 32 KB).

When you are done, click **Continue**.

3. Review the order and click **Checkout**.

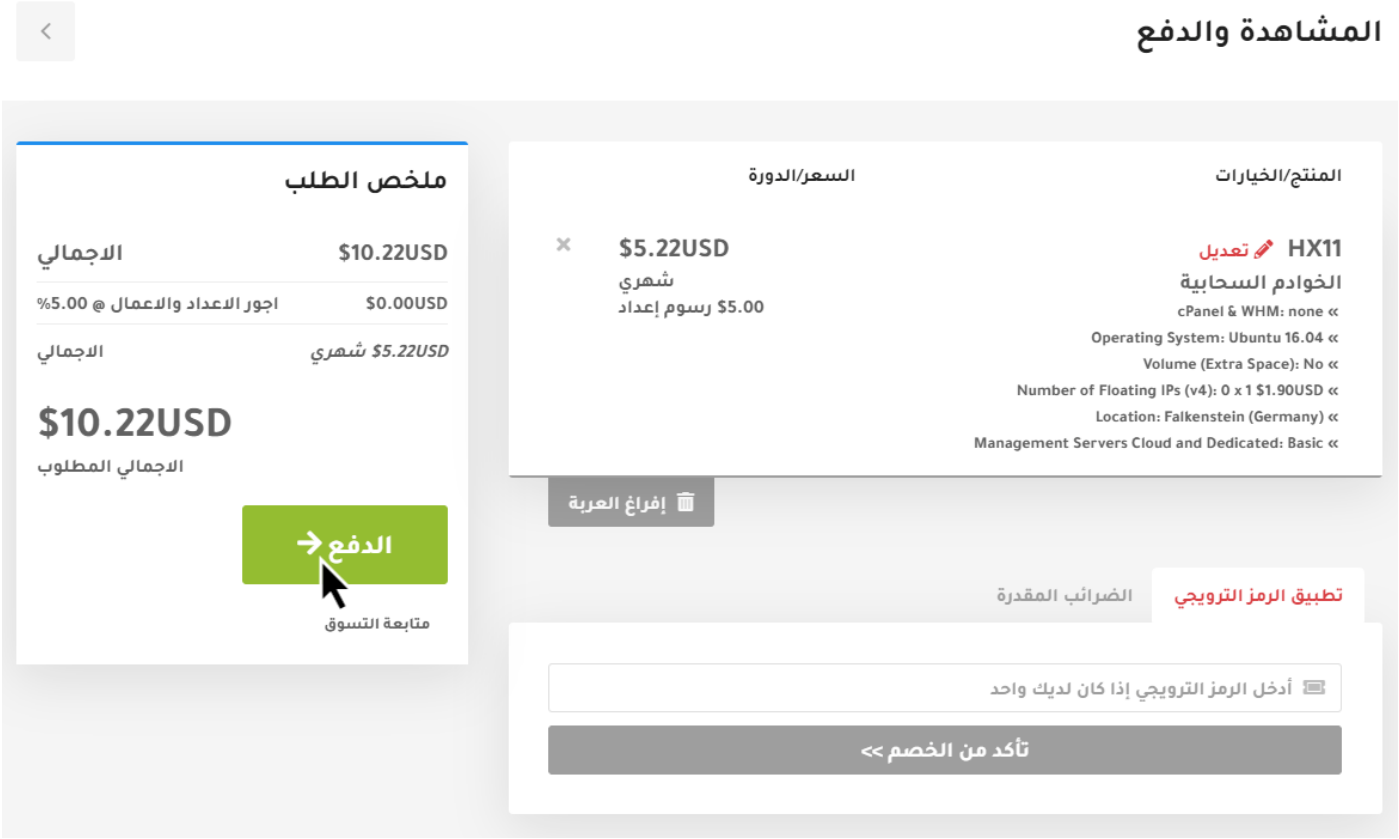

4. If you do not have an account yet, you will be asked to register. If you already have one, click **Already registered?** at the top and log in.

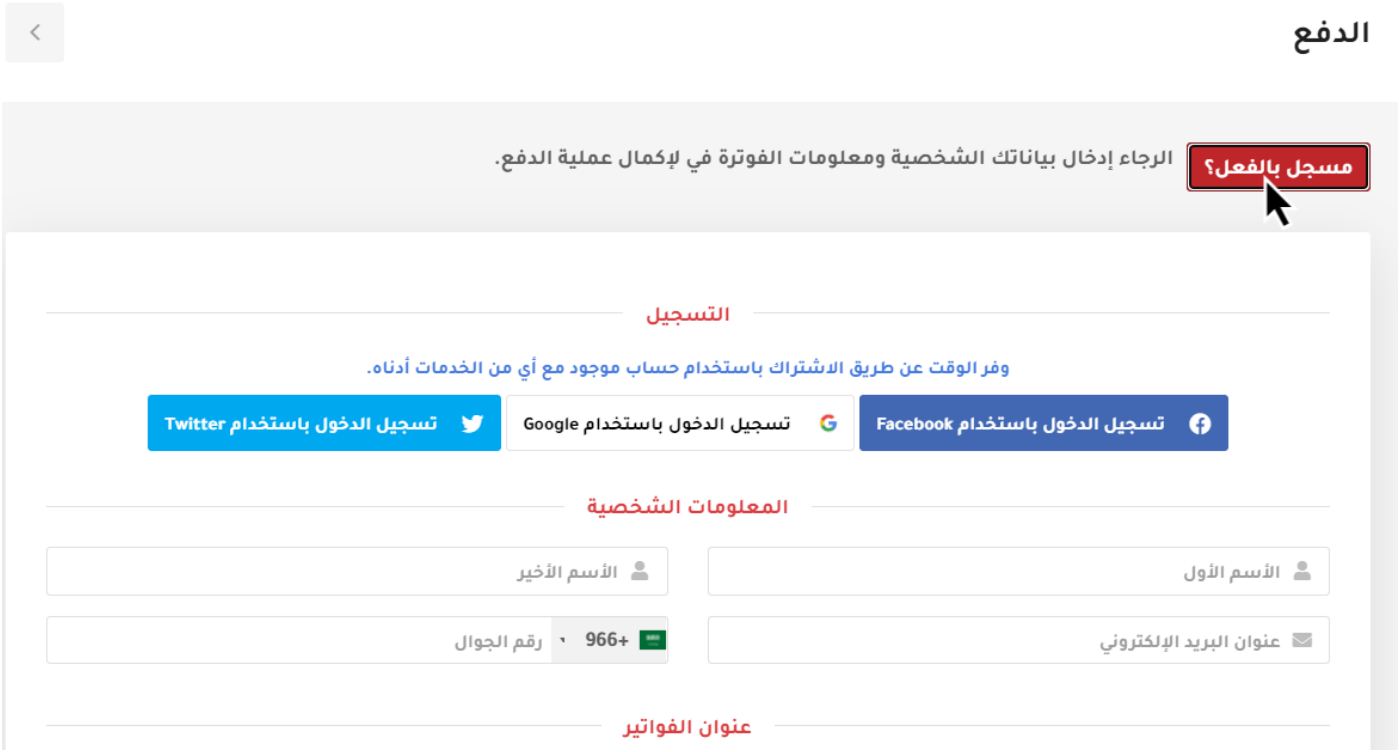

5. Choose your payment method and click **Complete Order**. You can pay by card (Visa, Mastercard or mada) or by bank transfer.

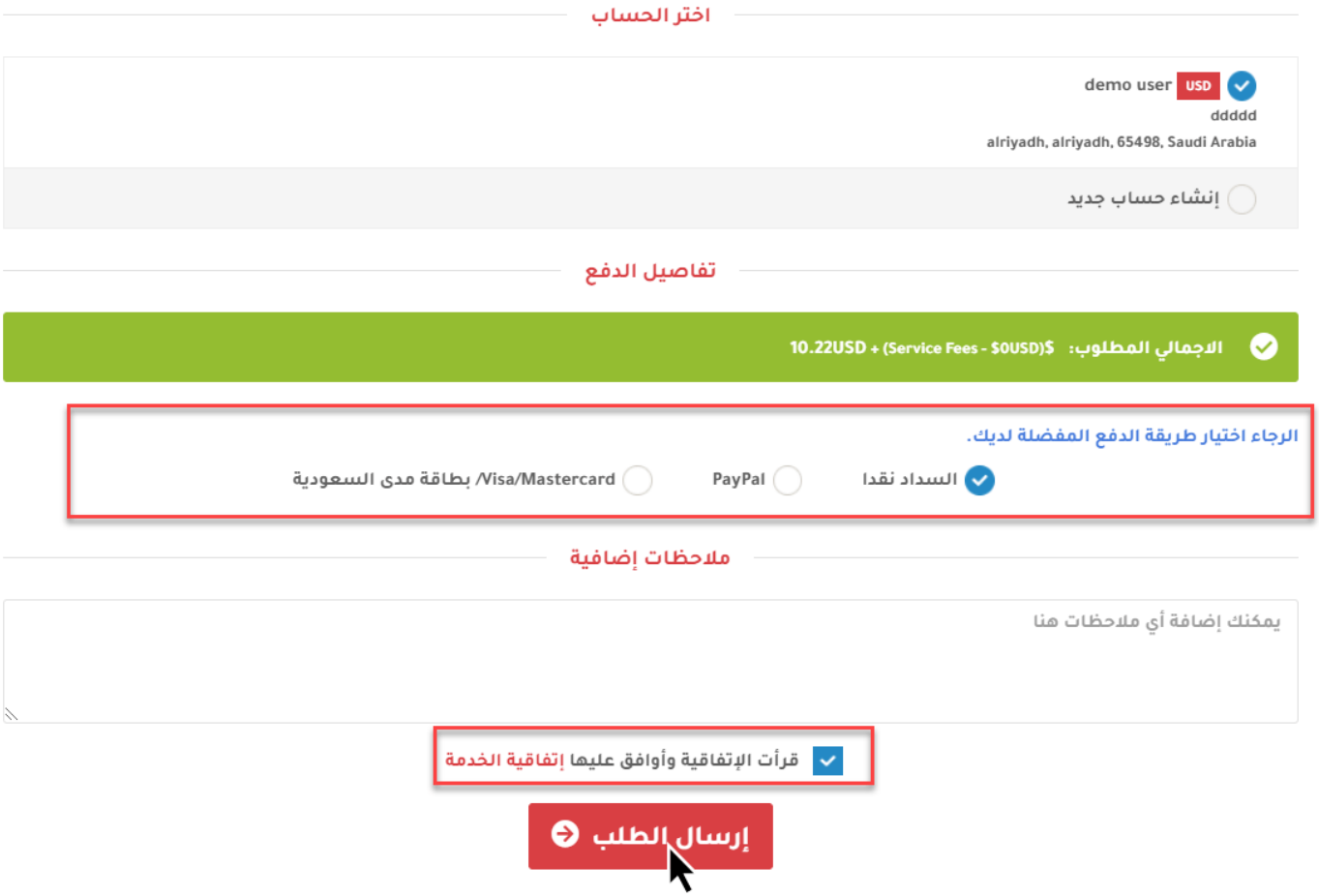

6. The invoice appears and the order waits for activation once payment is confirmed.

Related service: Cloud servers from Hyyat Host, with support that answers tickets within 24 hours at most.

Related guides

- What Are Cloud Servers and How Do They Work?
- How to View Your Cloud Server Information in the Client Area

All usage guides →

Need this service from Hyyat Host?Our team handles it for you, with support replying to tickets within 24 hours at most.

Web HostingSaudi Hosting